

Adult Social Care (ASC) Accommodation Scrutiny - Accommodation costs



Context

Vision for accommodation for residents with care and support needs

“We want Islington residents to live healthy, fulfilling, and independent lives in a safe place they call home. We will support residents with care needs to remain as independent as possible in their own home, balancing the individual’s wishes and best interests while making best use of the public purse. Where this is no longer possible, we aim to support residents in bespoke, high-quality accommodation-based care services, as close to home as possible, helping to maintain links with their communities and support networks.”

Islington Adult Social Care Accommodation strategy 2024-2034

Challenges

- Finding suitable accommodation to meet care needs in borough is challenging. Islington has a small geographical footprint, with the second highest population density in London. Property values are high.
- Most residents wish to remain in Islington. However, some residents choose to live out of borough to be near family or once living out of borough, do not wish to move back because they are settled in their accommodation.
- Since it is not possible to meet all of the demand in-borough, accommodation must be sourced out of borough. Services are sourced as close to home as possible. The majority of residents who receive care out of borough live in north central, north-east and north-west London.

Residents who live in ASC accommodation-based services – recap

As at July 2024, **2,813 people** were receiving long term support for the 3 support types below.

Around **40%** received accommodation services including supported living, residential and nursing care. The proportion receiving accommodation services **in borough** (61%) has **increased** since March 2023 (59%).

Physical Support*

1,722

adults were receiving long term support in July.

Around **30%** (493 people) are receiving **accommodation-based support**, with 51% in borough. The proportion supported in borough has increased from 37% since three care homes reopened to new admissions in Mar 23.

24/25 spend is £35m

Learning Disability

631

adults were receiving long term support in July.

46% (291 people) are receiving **accommodation-based support**, with 52% in borough and 48% out of borough.

24/25 spend is £23m

Mental Health

460

adults were receiving long term support in July.

72% (332 people) are receiving **accommodation-based support**. The majority are supported in borough (82%)

24/25 spend is £12.6m

Data Source: LTS001b, Internal data July 2024.

*Physical Support refers to residents with memory, cognition and physical support needs. This includes people with dementia. The vast majority are older people.

Overview of ASC accommodation costs

Accommodation costs at a glance

£71m

Total spend on
ASC
accommodation
services

62%

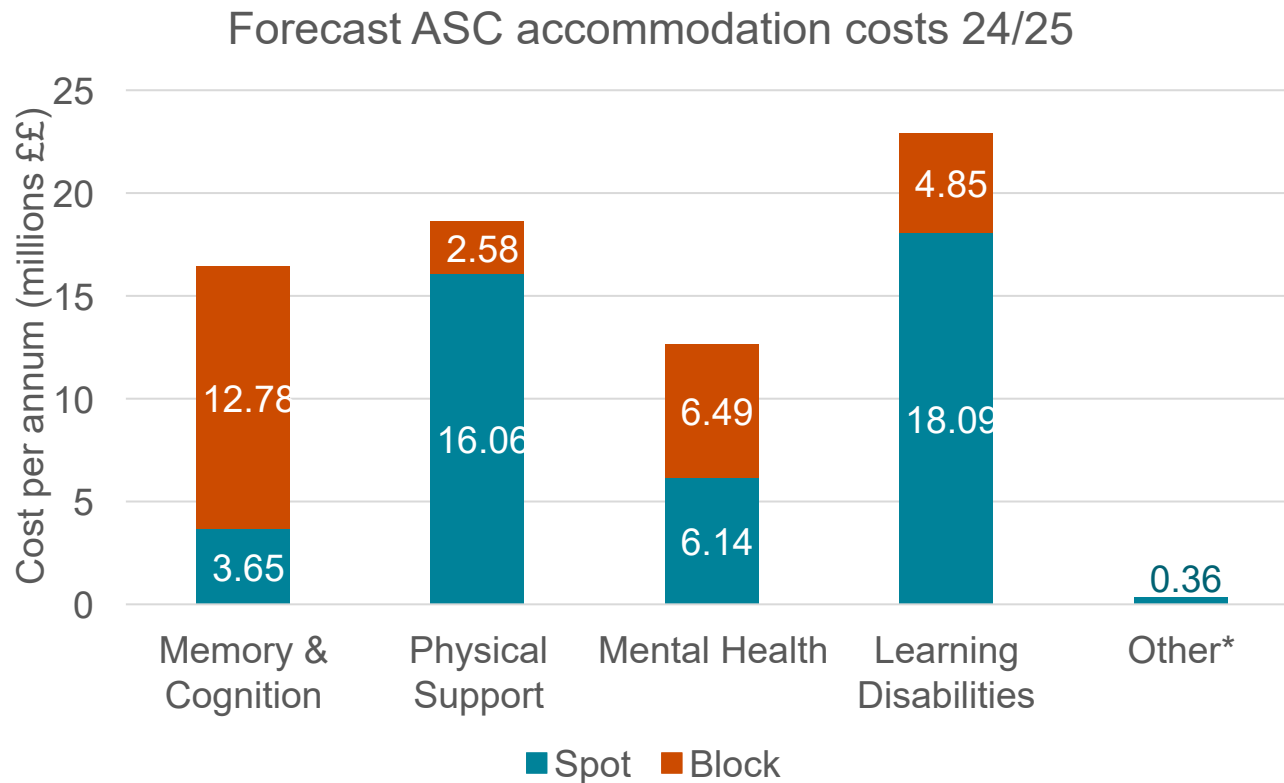
The proportion
of spend on
spot placements

£577

The average
difference
between more
costly spot
placements and
block rates

Costs by type of support

24/25 forecast spend on ASC accommodation-based services, by type of support



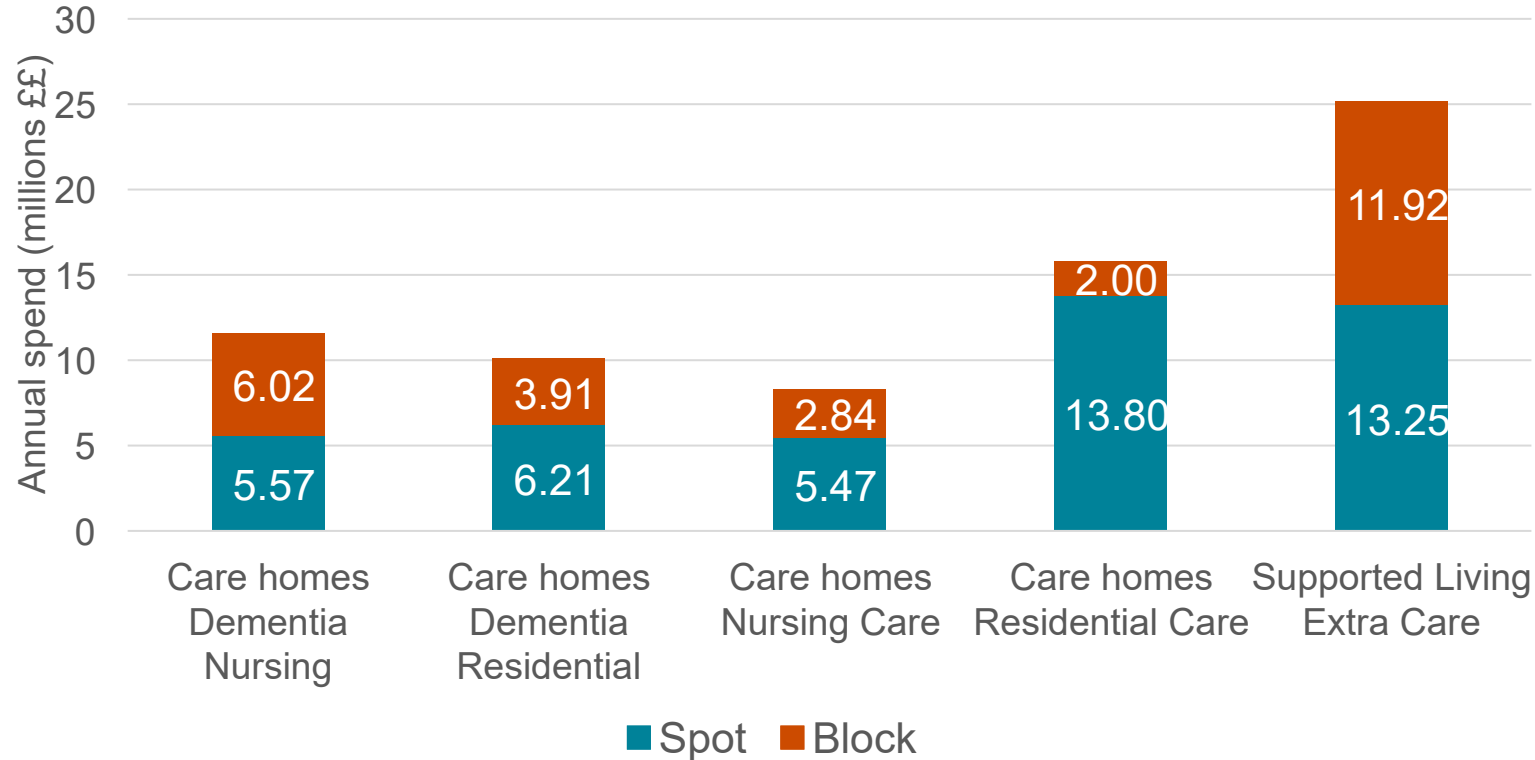
*Other includes sensory support and social support

- The cost of accommodation-based services for residents with learning disabilities is the greatest of any primary support reason, despite being the smallest group of residents.
- A greater proportion of costs for residents with physical support needs and learning disabilities are spent on spot purchased accommodation compared to other primary support reasons.

Costs by accommodation type

24/25 costs by accommodation type

24/25 forecast spend by type of accommodation

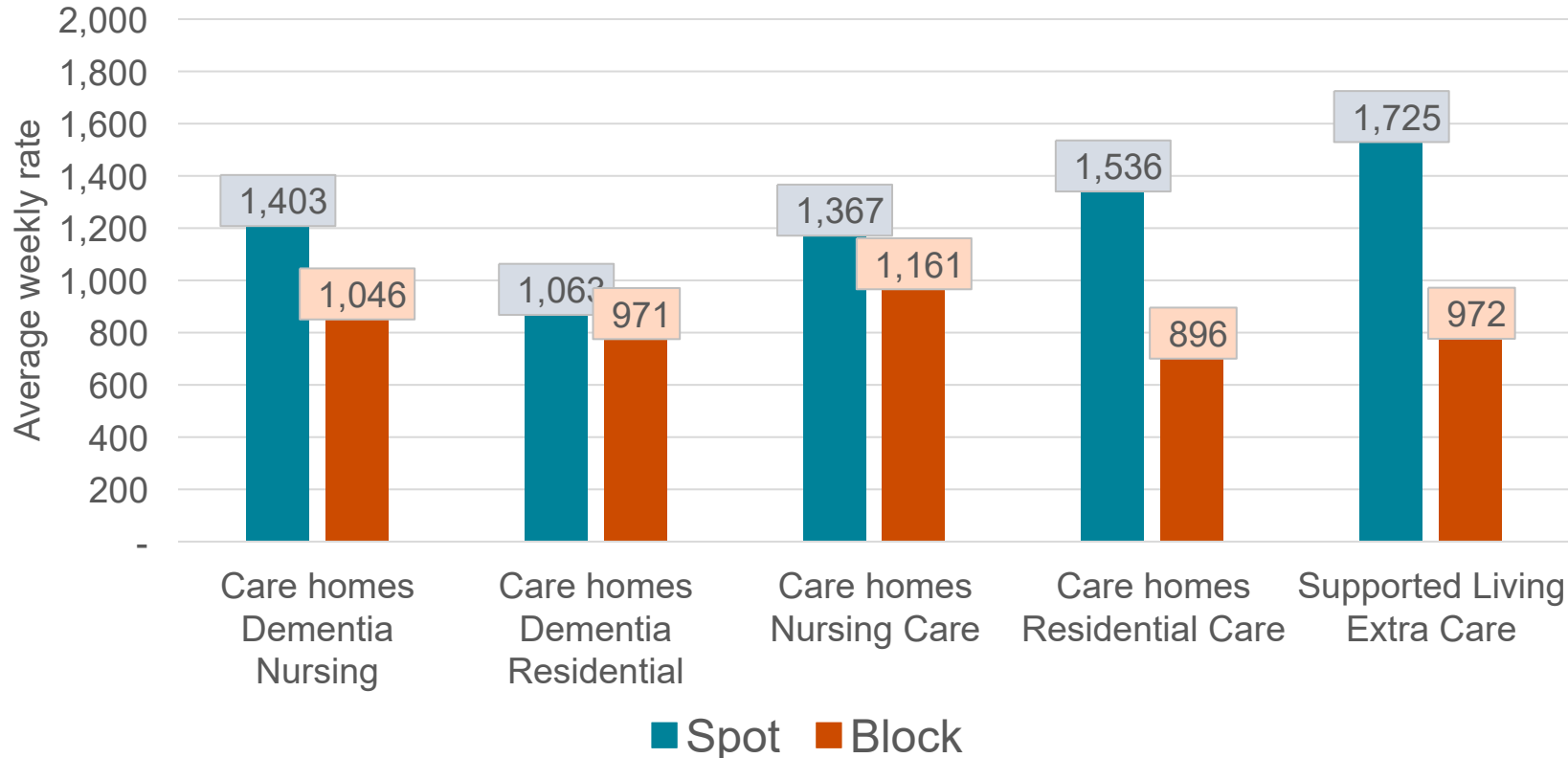


The greatest spend is on supported living (Learning Disabilities and Mental Health support) and Extra Care (older people).

A greater proportion of residential care costs are on spot purchased services compared to other types of accommodation.

Average weekly costs of accommodation-based services 24/25

Average costs per week 24/25



On average, the weekly cost of spot purchased accommodation is higher than our block rates for all accommodation types. The greatest difference is for Supported Living (working age adults)/Extra Care(older people) where the average difference is over £750 (N.B. all extra care is block purchased so this difference is driven by supported living costs).

Commissioning accommodation-based services

- As far as possible we procure services in-borough via "block" contracts, securing multiple units/beds over a number of years. Islington develops positive relationships with block providers to ensure good quality services. Furthermore, these services often deliver competitive rates representing better value for money.
- However, to meet demand, we must also procure accommodation-based services on an individual spot basis, sometimes within Islington but mostly out-of-borough. The unit cost of spot purchased provision is usually higher than block provision, but also because specialist services are sourced out-of-borough.
- We have a Quality Assurance Framework, that includes quality assurance of both block and spot provision.
- Islington works in partnership with North Central London authorities to ensure a sustainable market that can meet demand, to ensure quality and value for money.
- Please refer to the ASC Accommodation Strategy for further detail on plans to address the challenges and achieve our ASC accommodation vision.