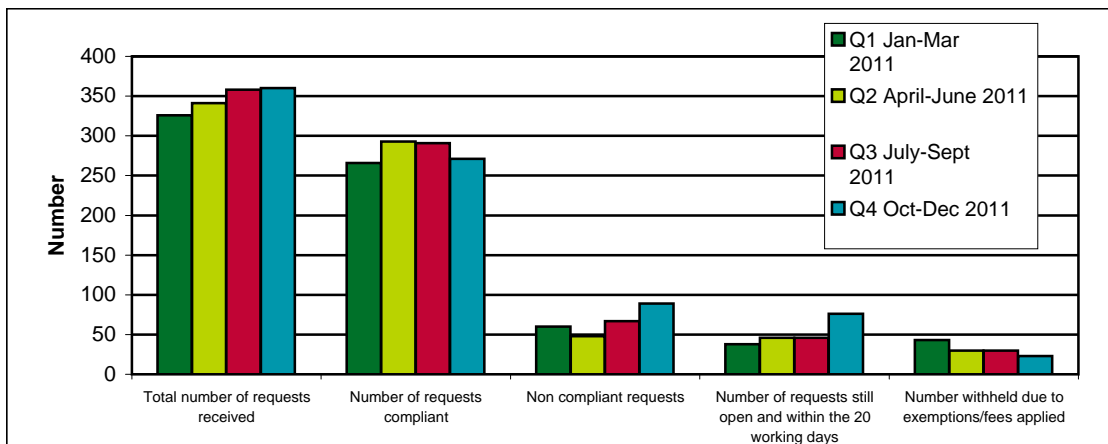


Appendix A - Standards and Ethics Indicators 2011

FOI



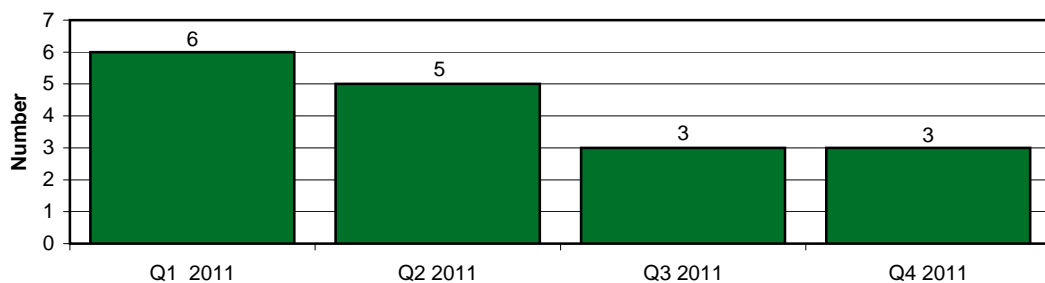
360 FOI requests were received between Oct-Dec (Quarter 4)
Of the 360 requests received in Q4 271 were compliant and 89 non compliant and 23 were withheld due to exemptions fees supplied (4 partial disclosure and 19 fully exempt).

Appendix B details requests where information was withheld due to exemptions/fees applied and overdue requests that are still open

Number of Disciplinary action cases relating to:				
	Q1 Jan-Mar 2011	Q2 April-June 2011	Q3 July-Sept 2011	Q4 Oct-Dec 2011
Breaches of Member Officer Protocol	0	0	0	0
Fraud	0	0	0	0

Employment Tribunals

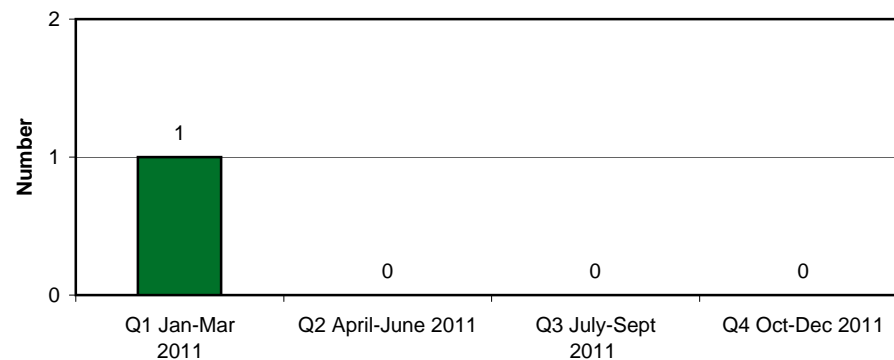
New Cases



Quarter 4 - Number of outstanding cases is 9 (including 2 Hfl) plus 2 appeals/reviews and 2 multiple claims - (Pensions 26 individual pension claims, 20 Equal Pay Homecarer claims). Includes 1 case lost with Remedy hearing outstanding.

Type of cases received : of the 3 cases brought against the Council this quarter, there was 1 for wages/redundancy, 1 for unfair dismissal, sex discrimination and disability discrimination and 1 for sex discrimination and victimisation.

Number of Whistleblowing Incidents reported



Quarter 1 - one incident relating to the Youth Offending Service

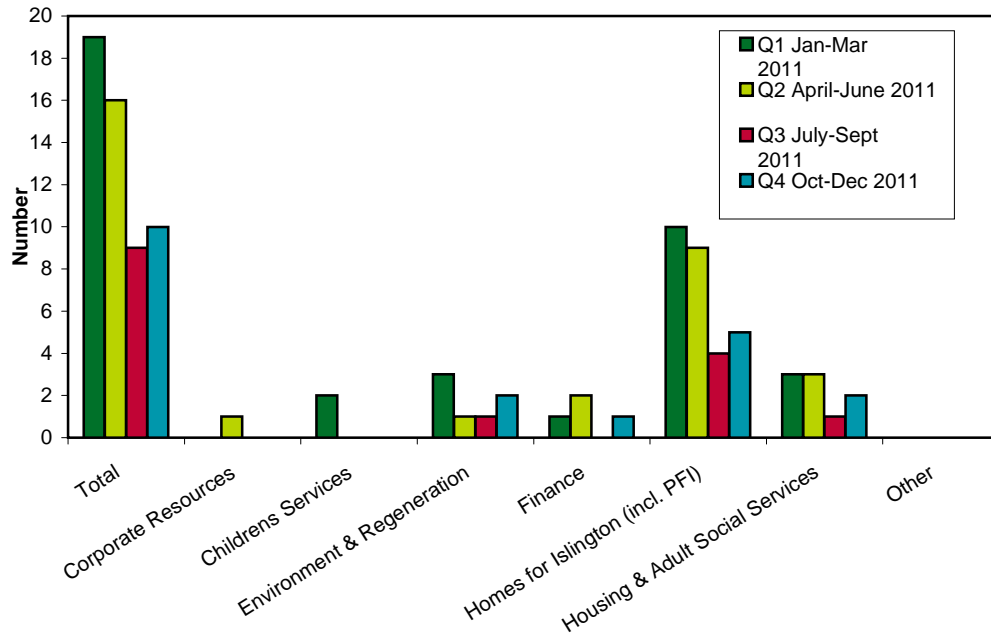
Quarter 2 - None

Quarter 3 - None

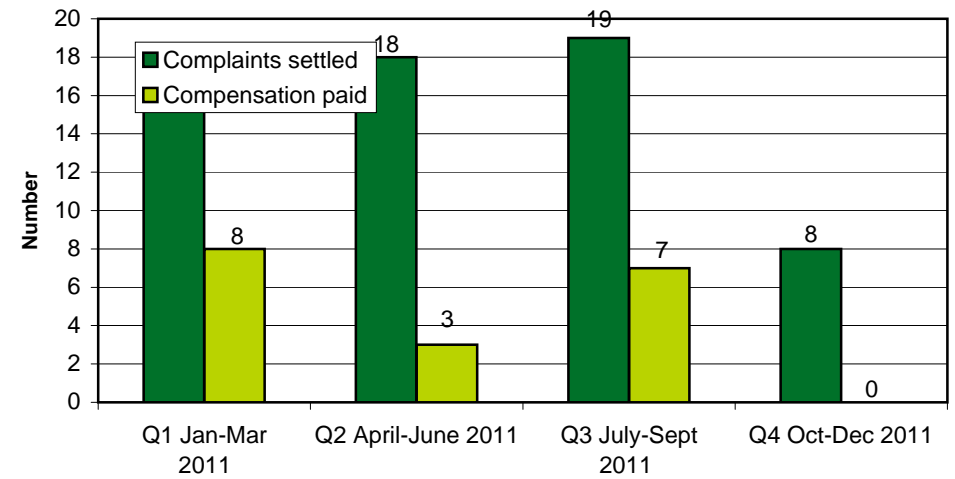
Quarter 4 - None

Ombudsmen Complaints

New Ombudsmen Complaints Received by Service Area



Number of Complaints Settled and Compensation Paid



Number of cases where compensation paid by service area

Q1 - 8;
Q2 - 3;
Q3 - 7;
Q4 - 0;

No. Cases Reported

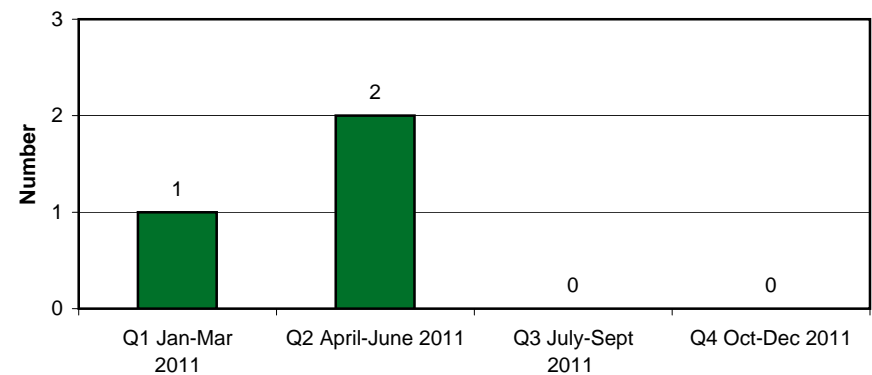
10 cases were reported during Q4

Ombudsman maladministration cases - there were no maladministration reports issued against the Council

Industrial Action

On 30th November a total of 710 employees were recorded as having taken strike action in respect of the proposed pension changes. (This excludes schools and Homes for Islington)

Complaints submitted to the Initial Assessment Sub-Committee



Standards and Ethics Indicators 2010 - Guidance

In the statistics tab all of the data in red is linked to the graphs in the scorecard so when the cells in red are updated the graphs are automatically updated.

Everything else in the scorecard, such as the text, needs to be updated manually.

When the scorecard has been updated it can be converted to pdf

2011		Q1 Jan-Mar 2011	Q2 April-June 2011	Q3 July-Sept 2011	Q4 Oct-Dec 2011
District Audit Public Interest Reports		0	0	0	0
Objections to the Councils Accounts		0	0	0	1
Referrals to and investigations undertaken by the standards Board for England		0	0	0	
Complaints submitted to the Initial Assessment Sub-Committee		1	2	0	0
Number of Whistleblowing incidents reported		1	0	0	0
Number of challenges to procurements		0	0	3	
Disciplinary action relating to breaches of the Member/Officer Protocol		0	0	0	0
Disciplinary action relating to fraud		0	0	0	0
Freedom of Information Act Indicators					
	Total number of requests received	326	341	358	360
	Number of requests compliant	266	293	291	271
	Non compliant requests	60	48	67	89
	Number of requests still open and within the 20 working days	38	46	46	76
	Number withheld due to exemptions/fees applied	43	30	30	23
	Number of appeals made internally	0		0	
	Number of appeals to FOI Commissioner	0		0	
Industrial Action taken or notified		0	1		707
		Q1 2011	Q2 2011	Q3 2011	Q4 2011
Number of Employment Tribunals received	New cases	6	5	3	3
	Outstanding cases	Number of outstanding cases is 9 (including 2 Hfl) plus 2 appeals/reviews and 2 multiple claims - (Pensions 26 individual pension claims, 20 Equal Pay Homecarer claims). Includes 1 case lost with Remedy Hearing outstanding.			
	Disposed of cases	Number of cases disposed of is 5 (4 won or withdrawn by Claimant, 1 settled) Number of cases disposed of this period last year was 7 (4 won, 3 settled)			
	Types of cases received	Of the 3 cases brought against the Council this quarter, there was 1 for wages/redundancy, 1 for unfair dismissal, sex discrimination and disability discrimination, and 1 for sex discrimination and victimisation.			
Number of New Ombudsmen complaints received	Total	19	16	9	10
	Corporate Resources	0	1	0	0
	Childrens Services	2	0	0	0
	Environment & Regeneration	3	1	1	2
	Finance	1	2	0	1
	Homes for Islington (incl. PFI)	10	9	4	5
	Housing & Adult Social Services	3	3	1	2
	Other	0	0	0	0
Number of Ombudsmen complaints settled	Complaints settled	17	18	19	8
	Total no. where compensation paid	8	3	7	0
	Corporate Resources	0	0	0	0
	Childrens Services	1	1	1	0
	Environment & Regeneration	5	9	0	1
	Finance	0	0	1	2
	Homes for Islington (incl. PFI)	8	5	17	4
	Housing & Adult Social Services	3	3	0	1
	Other	0	0	0	1
Ombudsman maladministration		There were no maladministration reports issued against the Council during Q1	There were no maladministration reports issued against the Council during Q2	There were no maladministration reports issued against the Council during Q3	There were no maladministration reports issued against the Council during Q4

Change these dates automatically on all from number of em (cases) which have

Change these dates and they will change automatically on all of the graphs apart from number of employment tribunals (new cases) which have their own dates

