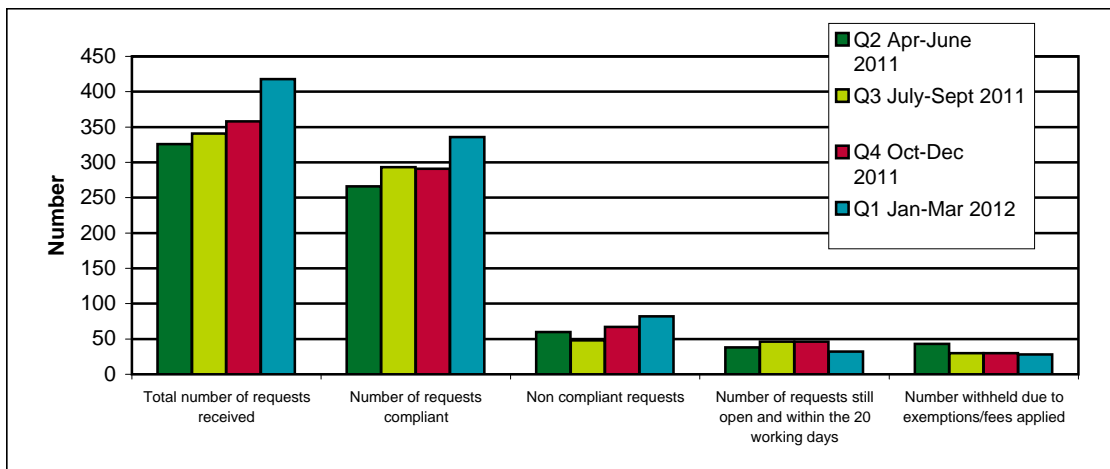


Appendix A - Standards and Ethics Indicators 2012

FOI



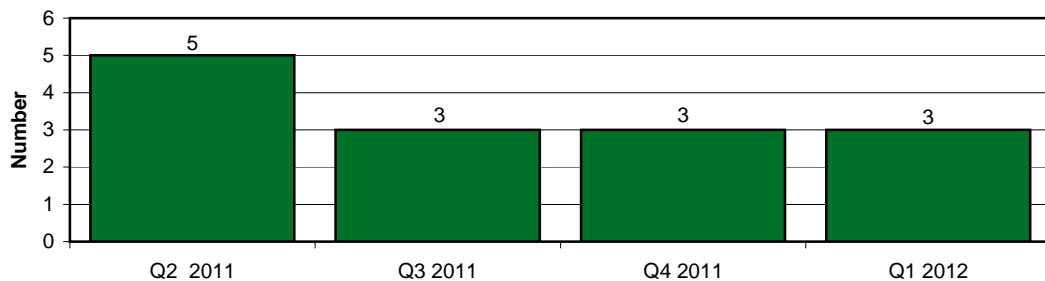
418 FOI requests were received between Jan-Mar 2012 (Quarter 1)
Of the 418 requests received in Q1 336 were compliant and 82 non compliant and 28 were withheld due to exemptions fees applied (8 partial disclosure and 20 fully exempt).

Appendix B details requests where information was withheld due to exemptions/fees applied and overdue requests that are still open

Number of Disciplinary action cases relating to:				
	Q2 Apr-June 2011	Q3 July-Sept 2011	Q4 Oct-Dec 2011	Q1 Jan-Mar 2012
Breaches of Member Officer Protocol	0	0	0	0
Fraud	0	0	0	0

Employment Tribunals

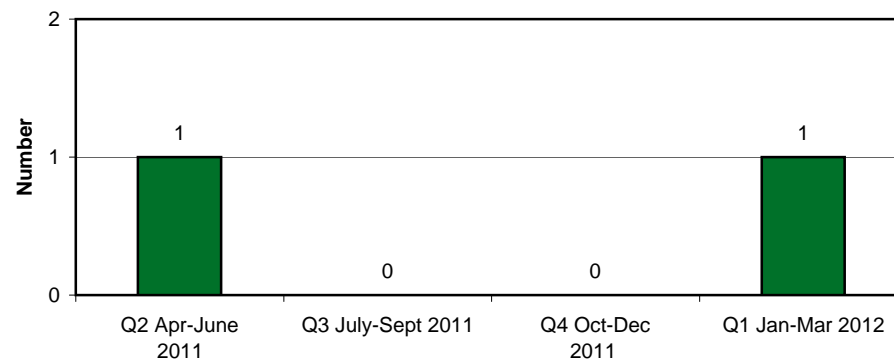
New Cases



Quarter 1 - Number of outstanding cases at end of period was 10 (including 2 HFI) plus 3 appeals/reviews (1 HFI) and 2 multiple claims - (Pensions 26 individual pension claims, 20 Equal Pay Homecarer claims). 10 outstanding includes 1 case lost with Remedy judgment outstanding and 1 case lost where LBI are appealing.

12 outstanding cases and 2 multiple claims for same period last year.

Number of Whistleblowing Incidents reported



Quarter 2 - None

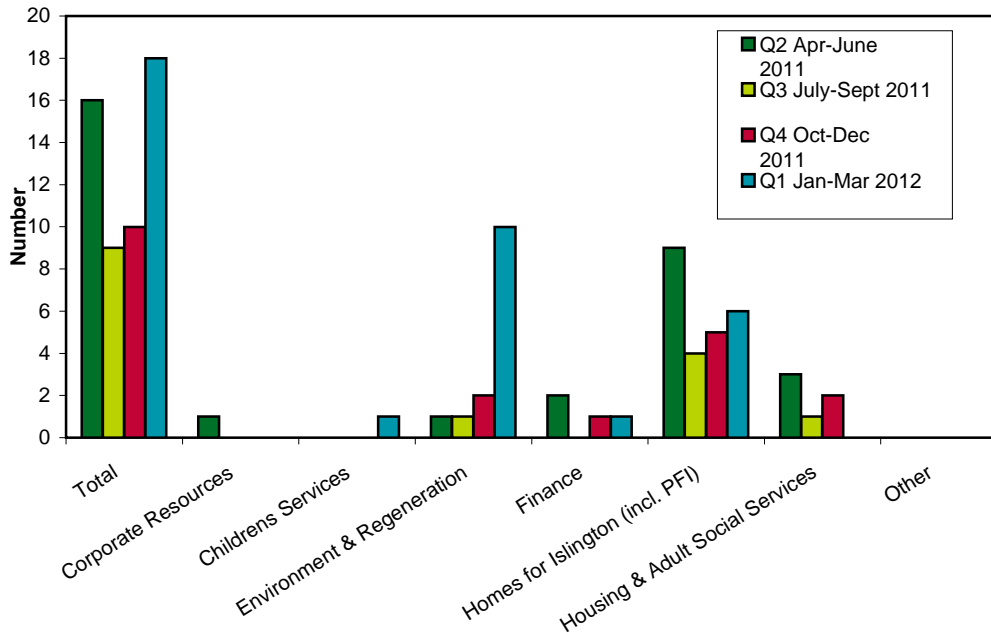
Quarter 3 - None

Quarter 4 - None

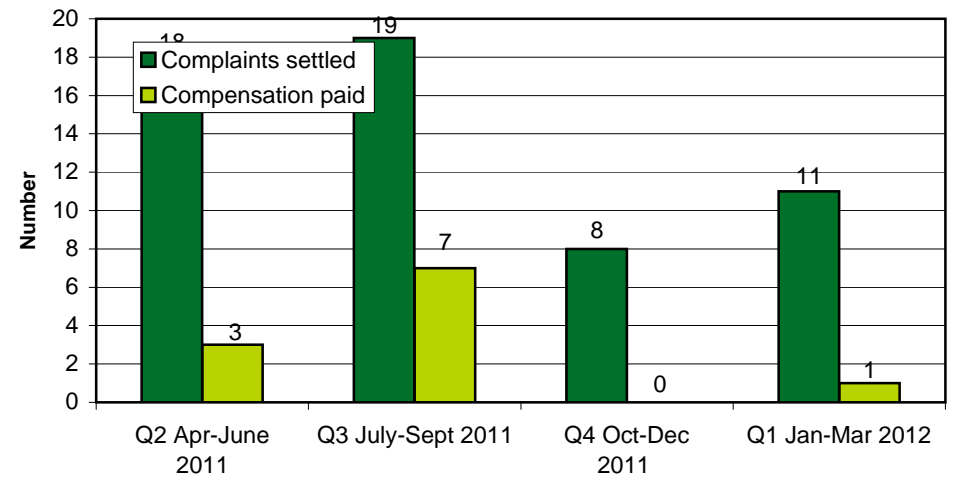
Quarter 1 - One

Ombudsmen Complaints

New Ombudsmen Complaints Received by Service Area



Number of Complaints Settled and Compensation Paid



Number of cases where compensation paid by service area

Q2 - 3;
Q3 - 7;
Q4 - 0;
Q1 - 0;

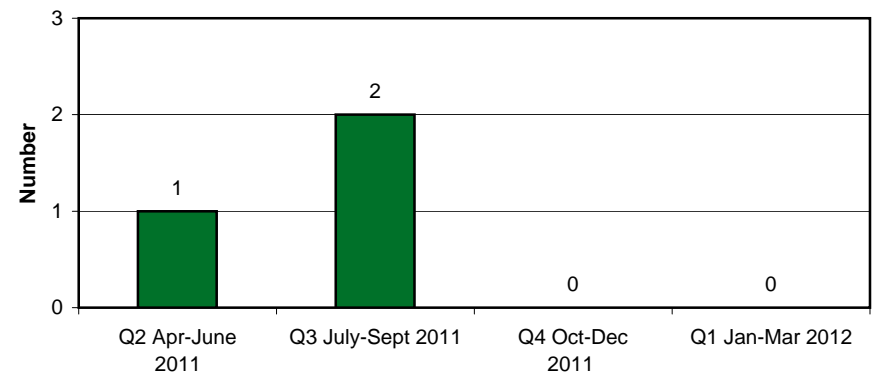
No. Cases Reported

Ombudsman maladministration cases - there were no maladministration reports issued against the Council

Industrial Action

None

Complaints submitted to the Initial Assessment Sub-Committee



Standards and Ethics Indicators 2010 - Guidance

In the statistics tab all of the data in red is linked to the graphs in the scorecard so when the cells in red are updated the graphs are automatically updated.

Everything else in the scorecard, such as the text, needs to be updated manually.

When the scorecard has been updated it can be converted to pdf

		Q2 Apr-June 2011	Q3 July-Sept 2011	Q4 Oct-Dec 2011	Q1 Jan-Mar 2012
2012					
District Audit Public Interest Reports		0	0	0	0
Objections to the Councils Accounts		0	0	1	0
Referrals to and investigations undertaken by the standards Board for England		0	0	0	
Complaints submitted to the Initial Assessment Sub-Committee		1	2	0	0
Number of Whistleblowing incidents reported		1	0	0	1
Number of challenges to procurements		0	0	3	2
Disciplinary action relating to breaches of the Member/Officer Protocol		0	0	0	0
Disciplinary action relating to fraud		0	0	0	0
Freedom of Information Act Indicators	Total number of requests received	326	341	358	418
	Number of requests compliant	266	293	291	336
	Non compliant requests	60	48	67	82
	Number of requests still open and within the 20 working days	38	46	46	32
	Number withheld due to exemptions/fees applied	43	30	30	28
	Number of appeals made internally	0		0	0
	Number of appeals to FOI Commissioner	0		0	0
Industrial Action taken or notified		0	1	0	0
		Q2 2011	Q3 2011	Q4 2011	Q1 2012
Number of Employment Tribunals received	New cases	5	3	3	3
	Outstanding cases	Number of outstanding cases is 10 (including 2 HFI) plus 3 appeals/reviews (1 HFI) and 2 multiple claims - (Pensions 26 individual pension claims, 20 Equal Pay Homecarer claims). 10 outstanding Includes 1 case lost with Remedy Hearing judgment outstanding and 1 case lost where LBI are appealing.			
	Disposed of cases	Number of cases disposed of is 14(claim struck out at Pre-Hearing Review). Number of cases disposed of this period last year was 8 (4 won, 4 settled).			
	Types of cases received	Of the 3 cases brought against the Council this quarter, 2 claimed unfair dismissal, 2 disability discrimination, 1 race discrimination and 1 protected victimisation.			
Number of New Ombudsmen complaints received	Total	16	9	10	18
	Corporate Resources	1	0	0	0
	Childrens Services	0	0	0	1
	Environment & Regeneration	1	1	2	10
	Finance	2	0	1	1
	Homes for Islington (incl. PFI)	9	4	5	6
	Housing & Adult Social Services	3	1	2	0
	Other	0	0	0	0
Number of Ombudsmen complaints settled	Complaints settled	18	19	8	11
	Total no. where compensation paid	3	7	0	1
	Corporate Resources	0	0	0	0
	Childrens Services	1	1	0	0
	Environment & Regeneration	5	9	0	6
	Finance	0	1	2	0
	Homes for Islington (incl. PFI)	5	17	4	3
	Housing & Adult Social Services	3	0	1	2
	Other	0	0	1	0
Ombudsman maladministration		There were no maladministration reports issued against the Council during Q2	There were no maladministration reports issued against the Council during Q3	There were no maladministration reports issued against the Council during Q4	There were no maladministration reports issued against the Council during Q1

Change these dates automatically on all from number of em (cases) which have

Change these dates and they will change automatically on all of the graphs apart from number of employment tribunals (new cases) which have their own dates

