














ISLINGTON

Crime & Safety Annual Scrutiny

October 2021

Crime Performance Summary

Sep 2020 – Aug 2021 vs previous year

Crime Type	% Change		MPS Rank (out of 32)
Total Crime	12.9		17
Violent Crime	1.9		23
Knife Crime	9.2		11
Serious Youth Violence	15.8		13
Robbery	20.5		7
Drug Offences	24.7		19
Moped Enabled Crime	1.3		1
Pedal Cycle Enabled Crime	1.5		2
Racial Hate Crime	7.4		14
Domestic Abuse Offences	3.1		23
Domestic Abuse SDs	1.4 (now 16%)		3

Crime Performance Summary

September 2020 to August 2021 vs previous year

- There were **23,296 total notifiable offences (TNO)** in 2020/21, representing a **12.9% reduction** from 2019/20. Across the MPS area of jurisdiction there was a **7.7% reduction** in TNO.
- Islington recorded a **1.9% reduction in violence against the person** in 2020/21 compared to 2019/20, whilst across the MPS area of jurisdiction there was a **2.5% increase**.
- Islington recorded a **10.0% reduction in youth violence and a 15.8% reduction in serious youth violence** in 2020/21 compared to 2019/20. Similar reductions were seen across London.
- Islington has recorded an **9.2% decrease in knife crime** in 2020/21 compared to 2019/20 whilst across the MPS we have seen a **23.4% decrease**. Islington was ranked 11th out of 32 boroughs.
- Islington recorded a **21% reduction in robbery** and were ranked 9th out of 32 MPS boroughs. Across London there was a 28% reduction. There is ongoing partnership work to help tackle robbery on the borough.
- Domestic abuse incidents (**-2.9%**) and domestic abuse crime (**-3.1%**) has reduced in 2020/21 compared to 2019/20. Islington recorded a 18% Sanction Detection rate in 2020/21 and were ranked 3rd highest MPS borough, although representing a slight reduction from 2019-20.
- There have been increases across most strands of hate crime in 2020/21 compared to 2019/20. There was a slight reduction (reduction of 2 offences) in disability flagged hate crime and a 13.4% reduction in Homophobic flagged hate crime.

Policing Islington

Successes, Changes and Challenges

- Introduction of the EC1 multi-agency panel, delivering problem solving approaches to criminality and ASB. A number of EVAs have been conducted to design out crime along with joint enforcement activity.
- Ward panel improvement plan implemented to improve the geographical and demographic reach within each ward to give communities a strong voice.
- Introduction of Violence Suppression Unit led Operation Sitar targeting robberies and knife crime seeing reduction in offences and increase in holding those responsible to account.
- Implemented the revised hate crime plan with a focus on supporting victims and improving evidential opportunities.
- Implementation of the Mayor's Action Plan with immersive experiences for new police officers, meeting Islington communities to learn about local cultures, concerns and experiences. Interactive workshops have allowed role reversal initiatives for police to experience the other side of stop & search and vice-versa.
- Delivering opportunities for the public to experience policing and increasing accountability, by re-introducing the ride-along scheme and a new initiative – Community Observer Programme allowing members of the public to observe and feedback on policing operations.
- We have delivered 'all out' days of action, optimising high visibility patrols through borough wide cycle patrols to combat violence in more remote areas of estates that cannot be reached in patrol cars and increased our visibility to be more accessible to communities.

Violence against Women and Girls (VAWG)

Successes, Changes and Challenges

VAWG Service Transformation started April 2020 and last year:

- Specialist VAWG services supported 1562 survivors - up 56% on 2019-20
- We now have 13 co-located IDVAs in Health, Childrens Services, Housing and TYS
- 100% survivors more confident to ask for help / 97% more able to recognise abuse
- 84% survivors feel safer after engaging with the services (compared to intake)
- Islington police best performance in MET for DA Sanctions and Detections (18%)
- 250+ professionals attended VAWG training LBI, police, health etc
- New Islington Journey to Change service launched working with perpetrators
- More than 80 smart phones issued to survivors by police and VAWG services

DA Daily Safeguarding Meeting (DSM) replaced DA MARAC in Jan 2021

DSM Jan – June 2021 : compared to MARAC Jan – June 2020

- 188% increase in referrals (381 Survivors heard at DSM with 1686 actions)
- Referrals heard within 2/3 working days : 40-45 days at MARAC
- 305% increase in applications for civil and legal protection orders
- 70% increase in engagement of survivors before and after DSM
- 3x more referrals from non core agencies - e.g. health and education

VAWG Strategy update

The draft priorities and objectives were reviewed at the VAWG board on 16th September and a draft will be circulated for wider stakeholder and partnership comment end of September with a view to finalise in October and launch in November

Priorities

1. Create and deliver a coordinated community response
2. Prevent violence and abuse from happening
3. Protect survivors and families and provide support to help them to repair and recover from the violence and abuse they have experienced
4. Challenge inequality throughout the delivery of our VAWG services and approach to prevent discrimination and address the impacts of intersectionality
5. Make perpetrators visible and accountable

Youth Crime Update

Successes, Changes and Challenges

- Sustained reduction in serious youth violence this summer following a worrying increase in murders of young people across London earlier this year
- Reduction in all national indicators of youth crime – Reoffending, custody and first entrants
- Enhanced detached youth work offer engaged with 80+ young people (YP) on Friday and Saturday nights this summer
- Universal youth work offer procurement process is concluding soon with the overall objective of appointing new provider/s
- Visit by Earl of Wessex to Lift youth hub which helped to promote Islington's commitment to providing effective youth services. The Earl also met with the Love and Loss group to hear about our approach to reducing knife crime
- NCL bid in relation to providing additional support to young people involved in SYV has been submitted to NHS England
- 156 parents/carers participated in on line training organised by Islington's Violence Reduction Unit Parental Support team
- Peace Cup football tournament took place with 90 young people
- Responding to voices continues with resuming of Parent and Youth forums

Key Partnership Initiatives

Successes, Changes and Challenges

- Developed a successful Summer Violence Reduction Strategy across the Safer Islington Partnership with key focus on Violence prevention, Harm minimisation, Support for those at risk and Community Empowerment
- Safer Spaces campaign launched in July 21 with 100,000 questionnaires delivered to homes in Islington and an online platform launched to identify areas where the public feel safe and unsafe in our borough
- Through a range of partnership working we have reduced Rough Sleeping number on the streets of Islington to their lowest in over 10 years (9 people May 21)
- Installation of six knife surrender bins in key locations with a total of 1000 weapons having been recovered so far in 2021
- Community consultation launched in September 21 on a five year Violence Reduction Strategy for the borough
- Tri-borough action group (operation Perch) with Haringey and Hackney continuing to address crime and ASB in the wider Finsbury Park area with positive results and a nomination for the London Problem Solving Awards
- Multi-agency ASB early intervention panels developed weekly to address ASB at the earliest opportunity before problems become embedded in communities

Overall Crime Performance Summary

Sep 2020 – Aug 2021 vs previous year

Crime Type	Number of Offences 2019/20 (between 1 Sep 2019 - 31 Aug 2020 (LBI))	Number of Offences 2020/21 (between 1 Sep 2020 - 31 Aug 2021 (LBI))	Difference between 2019/20 and 2020/21 (LBI)	MPS Rank* (out of 32 where 1 = highest levels of crime)	Percentage Change between 2019/20 and 2020/21 (LBI)	Percentage Change between 2019/20 and 2020/21 (MPS)
Total Notifiable Offences (TNO)						
Total Notifiable Offences	27,475	23,926	● -3,549	17	-12.9%	-7.7%
Crime Type						
Violence Against the Person	6,273	6,154	● -119	23	-1.9%	2.5%
Sexual Offences	544	565	● 21	21	3.9%	13.7%
Robbery Offences	1,338	1,064	● -274	7	-20.5%	-28.4%
Burglary Offences	2,303	1,875	● -428	14	-18.6%	-18.8%
MV Offences	2,934	2,280	● -654	27	-22.3%	-14.4%
Theft Offences	8,579	6,993	● -1,586	7	-18.5%	-14.0%
Criminal Damage Offences	1,480	1,461	● -19	23	-1.3%	-2.7%
Drugs Offences	1,592	1,198	● -394	19	-24.7%	-14.3%
Possession of Weapons Offences	188	150	● -38	17	-20.2%	-17.8%
Public Order Offences	1,957	1,959	● 2	15	0.1%	6.7%
Other Offences	287	227	● -60	27	-20.9%	5.8%

Youth & Hate Crime Performance

Sep 2020 – Aug 2021 vs previous year

Crime Type	Number of Offences 2019/20 (between 1 Sep 2019 - 31 Aug 2020 (LBI))	Number of Offences 2020/21 (between 1 Sep 2020 - 31 Aug 2021 (LBI))	Difference between 2019/20 and 2020/21 (LBI)	MPS Rank* (out of 32 where 1 = highest levels of crime)	Percentage Change between 2019/20 and 2020/21 (LBI)	Percentage Change between 2019/20 and 2020/21 (MPS)
Moped Enabled Crime	304	300	-4	1	-1.3%	-12.6%
Pedal Cycle Enabled Crime	1,682	1,656	-26	2	-1.5%	21.7%
Serious Youth Violence	234	197	-37	13	-15.8%	-20.5%
Youth Violence	468	421	-47	21	-10.0%	-9.2%
Gun Crime Offs	38	30	-8	23	-21.1%	-25.1%
Gun Crime Lethal Barrelled Discharged Offs	9	<5	N/A	24	N/A	-26.8%
Knife Crime Offs	458	416	-42	11	-9.2%	-23.4%
Knife Crime With Injury Offs	99	92	-7	15	-7.1%	-9.3%
Knife Crime Injury Victims 1-24 (Non DA)	38	37	-1	16	-2.6%	-5.7%
Knife Possession Offs	141	120	-21	16	-14.9%	-11.7%
Anti-Semitic Offs	12	20	8	9	66.7%	33.7%
Disability Hate Crime Offs	25	23	-2	10	-8.0%	28.2%
Faith Hate Crime Offs	53	61	8	12	15.1%	10.7%
Homophobic Hate Crime Offs	127	110	-17	9	-13.4%	4.8%
Islamophobic Offs	26	30	4	12	15.4%	-1.4%
Racist Hate Crime Offs	664	713	49	14	7.4%	5.0%
Transgender Hate Offs	14	15	1	6	7.1%	32.8%
Domestic Abuse Incidents	4,217	4,096	-121	22	-2.9%	-1.1%
Domestic Abuse Offs	2,583	2,503	-80	23	-3.1%	0.7%
Domestic Abuse SDs (Rate)	17%	16%		3	-1.4%	-0.2%